

2005 Summer National Senior Games - The Senior Olympics

| | | |
|-----------------------|----|-----|
| Mullins / Ball | TN | 928 |
| McCandless / Ferguson | OK | 6 |
| Corbelli / Johnson | NY | 6 |

MEN 75-79 (FINALS)

| | | |
|-----------------------|----|------|
| 1 Prosceno / Goodley | DE | 1102 |
| 2 Stine / Hensley | OH | 1091 |
| 3 Gaszak / Siekierski | WI | 988 |
| 4 Jones / White | TX | 942 |
| 5 Lloyd / Beasley | AL | 876 |
| 6 Laird / Cooper | KS | 859 |
| 7 Cichra / Land | PA | 637 |

MEN 75-79 (PRELIMINARIES)

| | | |
|----------------------|----|---|
| Crouthamel / Hawkins | PA | 6 |
|----------------------|----|---|

MEN 80-84 (FINALS)

| | | |
|-----------------------|----|------|
| 1 Vest / Horton | TN | 1068 |
| 2 Rathjen / Matamoros | TX | 1024 |
| 3 Davidson / Wilcott | DE | 902 |
| 4 Duperre / Cook | CT | 799 |

MEN 80-84 (PRELIMINARIES)

| | | |
|-------------------|----|---|
| Hample / Reichert | KY | 6 |
| Sutton / Taylor | MD | 6 |

MEN 85-89 (FINALS)

| | | |
|----------------|----|-----|
| 1 Dodge / Bush | WI | 962 |
|----------------|----|-----|

MIXED DOUBLES

50-54 (FINALS)

| | | |
|---------------------------|----|------|
| 1 Miller / Lewis | DE | 1173 |
| 2 Smith / Douglas | TN | 1152 |
| 3 Srock / Haynes | TN | 1146 |
| 4 Albright / Goodwin | OH | 1135 |
| 5 Horstman / Horstman | IN | 1109 |
| 6 Broussard / Haydel | LA | 1007 |
| 7 Sales / Sales | NE | 1002 |
| 8 McAllister / McAllister | WA | 999 |
| 9 Horstman / Horstman | IN | 969 |

50-54 (PRELIMINARIES)

| | | |
|-----------------|----|-----|
| Mattox / Mattox | OK | 899 |
|-----------------|----|-----|

55-59 (FINALS)

| | | |
|-------------------------|----|------|
| 1 Miele / Brown | CT | 1134 |
| 2 Groh / Mohr | MN | 1104 |
| 3 White / Laws | DE | 1100 |
| 4 Handley / Johnson | VA | 1078 |
| 5 Mazur / Myers | KS | 1072 |
| 6 Proctor / Alkire | GA | 1054 |
| 7 Lacount / Clark | VT | 1052 |
| 8 Bigelbach / Bigelbach | MN | 886 |

60-64 (FINALS)

| | | |
|--------------------|----|------|
| 1 Wagner / Lang | MN | 1087 |
| 2 Higby / Higby | TN | 1079 |
| 3 Krauss / Harr | NY | 1060 |
| 4 Haynes / Haynes | NC | 1015 |
| 5 Mangino / Folmer | NJ | 975 |
| 6 Sexton / Myers | KS | 969 |
| 7 Renner / Vines | MO | 940 |
| 8 Byres / Taylor | NM | 931 |

60-64 (PRELIMINARIES)

| | | |
|-------------------|----|------|
| Mayer / Shepherd | TX | 1012 |
| Dufek / Sheldon | NY | 1000 |
| O'Brien / Majetic | OK | 972 |
| Wilson / Wilson | CA | 964 |
| Jackson / Maddox | MD | 935 |

| | | |
|----------------|----|-----|
| Harlow / Weeks | VT | 885 |
| Lester / Bell | MS | 816 |

65-69 (FINALS)

| | | |
|-----------------------|----|------|
| 1 New / Twardowski | AR | 1201 |
| 2 Walker / Henderson | NC | 1182 |
| 3 Sullivan / Sullivan | DC | 1173 |
| 4 Janne / Janne | NV | 1048 |
| 5 Clarksmith / Allara | WV | 1001 |
| 6 Bigelow / Bigelow | MS | 977 |
| 7 Mitchell / Roy | RI | 971 |
| 8 Wells / Wells | MI | 970 |
| 8 Rayborn / Mitchell | NC | 970 |
| 9 Boling / Boling | VA | 917 |

65-69 (PRELIMINARIES)

| | | |
|---------------------|----|-----|
| Williams / Williams | PA | 997 |
| Robins / Reyes | KS | 994 |
| Hansen / O'Ryan | MN | 963 |
| Kraengel / Kraengel | NY | 954 |
| Bates / Leddy | CT | 873 |
| Keller / Graves | VA | 824 |

70-74 (FINALS)

| | | |
|-------------------------|----|------|
| 1 Arbeiter / Schwehr | IL | 1125 |
| 2 Bradley / Stepp | TX | 1080 |
| 3 White / Brown | MA | 1026 |
| 4 Joyner / Kittinger | IN | 976 |
| 5 Robinette / Robinette | KY | 965 |
| 6 Beatty / Caddell | MI | 936 |
| 7 Whitaker / Shouse | OH | 925 |
| 8 Payne / Griego | AL | 864 |

70-74 (PRELIMINARIES)

| | | |
|-------------------------|----|-----|
| Ingram / Ingram | MA | 975 |
| Delgiudice / Delgiudice | CT | 973 |
| Holz / Holz | WI | 971 |
| James / James | TN | 941 |
| Hodgins / Hodgins | CT | 927 |
| Medice / Cook | OK | 924 |
| Dorsch / Subock | MD | 915 |
| Moore / Moore | AR | 891 |
| Jenkins / Powell-Nelson | NJ | 867 |
| Traugott / Traugott | IN | 809 |

75-79 (FINALS)

| | | |
|---------------------|----|------|
| 1 Deegan / Suiter | CT | 1011 |
| 2 Imes / Imes | GA | 959 |
| 3 Shelton / Shelton | PA | 948 |
| 4 Tetting / Gaszak | WI | 940 |
| 5 Gibbons / Smith | AR | 923 |
| 6 Horton / Horton | TN | 885 |
| 7 Laird / Laird | KS | 851 |
| 8 Polumbo / Polumbo | MA | 836 |

75-79 (PRELIMINARIES)

| | | |
|--------------------|----|-----|
| Konkosky / Sager | CT | 891 |
| Gatti / Gatti | PA | 879 |
| Soles / Schmalstig | SC | 858 |
| Harris / Cantwell | WA | 855 |
| Sampson / Vest | TN | 836 |

80-84 (FINALS)

| | | |
|---------------------------|----|------|
| 1 Kwitkoski / Kwitkoski | MD | 1148 |
| 2 Burton / Cooper | KS | 890 |
| 3 Russell / Russell | MI | 835 |
| 4 Stafford / Gorges | RI | 830 |
| 5 Crouthamel / Crouthamel | PA | 784 |

85-89 (FINALS)

| | | |
|--------------------|----|-------|
| 1 Johnson / Miller | NM | *1031 |
| 2 Radding / Morrow | DE | 775 |

90-94 (FINALS)

| | | |
|------------------|----|------|
| 1 Laubach / Webb | FL | *888 |
|------------------|----|------|

CYCLING

5K TIME TRIALS

WOMEN 50-54

| | | |
|-------------------------|----|----------|
| 1 Swain, Cynthia | NY | 8:13.13 |
| 2 Cully, Debra | PA | 8:21.03 |
| 3 Rosa, Gail | FL | 8:37.90 |
| 4 Mulvihill, Jody | PA | 8:46.31 |
| 5 Birdsong, Lark | CO | 8:49.49 |
| 6 Twer, Jody | PA | 8:50.31 |
| 7 Kennedy, Annette | MA | 9:06.21 |
| 8 Bauer, Karen | OR | 9:08.58 |
| 9 Wenceslao, Marguerite | AZ | 9:42.53 |
| 10 Martin, Marita | AL | 10:05.88 |
| 11 Ready, Diana | OH | 10:12.21 |
| 12 Weller, Terri | AL | 10:43.03 |
| 13 McGinness, Linda | MI | 10:58.60 |

WOMEN 55-59

| | | |
|------------------------|----|----------|
| 1 Payne, Diane | FL | 8:47.29 |
| 2 Styles, Cathy | FL | 8:53.13 |
| 3 Froh, June | CT | 9:02.74 |
| 4 Wulff, Sandra | MO | 9:13.77 |
| 5 Norman, Vicki | CO | 9:20.73 |
| 6 Schreckengost, Kathy | PA | 9:23.40 |
| 7 Davis, Sandra | TN | 9:50.29 |
| 8 Johnson, Josephine | DE | 9:55.39 |
| 9 Frenck, Carol | VA | 9:55.74 |
| 10 Martin, Sandra | TX | 9:56.37 |
| 11 Teadtke, Jo-Ann | CT | 10:09.78 |
| 12 Tretter, Barbara | KY | 10:10.05 |
| 13 Schweizer, Kathleen | MO | 10:45.24 |
| 14 Evans, Leslie | PA | 10:55.71 |
| 15 Minnick, Marilyn | KY | 10:57.40 |

WOMEN 60-64

| | | |
|-----------------------|----|----------|
| 1 Burns, Beatrice | CT | 8:56.07 |
| 2 Williamson, Deborah | ME | 9:35.29 |
| 3 Warwick, Betty | OH | 9:36.17 |
| 4 French, Connie | IA | 9:51.90 |
| 5 Hudson, Mary | PA | 10:29.09 |
| 6 Harpel, Carolyn | OH | 10:43.38 |
| 7 Jazo, Lois | IL | 10:55.01 |
| 8 Hansen, Karen | FL | 11:49.05 |
| 9 Staab, Angela | NC | 14:53.91 |

WOMEN 65-69

| | | |
|----------------------|----|----------|
| 1 Evans, Lee | MA | 8:50.59 |
| 2 Hamre, Eleanor | CO | 9:06.13 |
| 3 Beam, Patricia | IL | 9:10.06 |
| 4 Chadwick, Ann | AZ | 9:26.57 |
| 5 Gicquel, Barbara | CA | 9:27.75 |
| 6 McMenamy, Charlene | MO | 9:31.27 |
| 7 Cavanaugh, Suzanne | DE | 10:11.93 |
| 8 Pope, Joann | GA | 10:37.68 |
| 9 Berkin, Marian | AL | 10:42.25 |
| 10 Seccombe, Gwen | CO | 11:00.76 |
| 11 Garner, Barbara | MD | 11:20.08 |
| 12 Rock, Patricia | PA | 11:35.00 |
| 13 Sanderson, Janet | MI | 11:36.73 |
| 14 Constat, Yvonne | MI | 11:44.93 |
| 15 Reade, Barbara | NY | 12:19.64 |
| 16 Whetstone, Lila | PA | 13:16.82 |
| 17 Baldwin, Julie | RI | 13:50.44 |

* Denotes NSGA Record

2005 Summer National Senior Games - The Senior Olympics

MEN 80-84

| | | | |
|---|--------------------|----|----------|
| 1 | Slay, Alton | VA | 10:31.92 |
| 2 | Hammond, Elton | OH | 11:03.17 |
| 3 | Horning, Bob | OH | 11:04.80 |
| 4 | Schroeder, Kenneth | DE | 11:04.83 |
| 5 | Taylor, John | GA | 11:26.31 |
| 6 | Vanleuven, Henry | IL | 11:31.54 |

MEN 85-89

| | | | |
|---|----------------|----|----------|
| 1 | Johnson, Larry | NM | 10:29.97 |
| 2 | Miller, D Paul | IL | 11:58.36 |

10K TIME TRIALS

WOMEN 50-54

| | | | |
|----|-----------------------|----|----------|
| 1 | Swain, Cynthia | NY | 18:20.88 |
| 2 | Cully, Debra | PA | 18:25.38 |
| 3 | Mulvihill, Jody | PA | 19:02.90 |
| 4 | Kennedy, Annette | MA | 19:18.66 |
| 5 | Twer, Jody | PA | 19:39.00 |
| 6 | Bauer, Karen | OR | 19:41.04 |
| 7 | Birdsong, Lark | CO | 19:41.99 |
| 8 | McGuire, Carol | NM | 20:42.47 |
| 9 | Wenceslao, Marguerite | AZ | 22:37.92 |
| 10 | Ready, Diana | OH | 22:58.82 |
| 11 | Martin, Mariqa | AL | 23:14.76 |
| 12 | McGinness, Linda | MI | 24:13.57 |
| 13 | Weller, Terri | AL | 25:03.43 |
| 14 | Guy, Becki | OH | 25:06.04 |

WOMEN 55-59

| | | | |
|----|----------------------|----|----------|
| 1 | Payne, Diane | FL | 20:12.75 |
| 2 | Schreckengost, Kathy | PA | 20:55.48 |
| 3 | Davis, Sandra | TN | 22:00.61 |
| 4 | Frenck, Carol | VA | 22:25.24 |
| 5 | Norman, Vicki | CO | 22:28.58 |
| 6 | Johnson, Josephine | DE | 23:12.79 |
| 7 | Wulff, Sandra | MO | 23:24.88 |
| 8 | Teadtke, Jo-Ann | CT | 23:41.28 |
| 9 | Tretter, Barbara | KY | 23:46.82 |
| 10 | Cauley, Bilee | AL | 23:56.90 |
| 11 | Martin, Sandra | TX | 24:27.25 |
| 12 | Evans, Leslie | PA | 25:04.33 |
| 13 | Schweizer, Kathleen | MO | 25:18.93 |
| 14 | Minnick, Marilyn | KY | 25:58.09 |

WOMEN 60-64

| | | | |
|----|---------------------|----|----------|
| 1 | Burns, Beatrice | CT | 19:42.18 |
| 2 | Williamson, Deborah | ME | 21:13.72 |
| 3 | Bankerd, Linda | VA | 21:59.80 |
| 4 | French, Connie | IA | 23:41.40 |
| 5 | Harpel, Carolyn | OH | 24:24.15 |
| 6 | Warwick, Betty | OH | 24:49.32 |
| 7 | Ware, Jean | PA | 25:09.06 |
| 8 | Jazo, Lois | IL | 26:28.80 |
| 9 | Hansen, Karen | FL | 30:21.27 |
| 10 | Staab, Angela | NC | 38:16.32 |

WOMEN 65-69

| | | | |
|----|--------------------|----|----------|
| 1 | Evans, Lee | MA | 19:49.92 |
| 2 | Hamre, Eleanor | CO | 20:36.93 |
| 3 | Chadwick, Ann | AZ | 21:17.29 |
| 4 | Beam, Patricia | IL | 21:24.05 |
| 5 | Gicquel, Barbara | CA | 21:39.02 |
| 6 | McMenamy, Charlene | MO | 22:29.19 |
| 7 | Cavanaugh, Suzanne | DE | 23:58.77 |
| 8 | Pope, Joann | GA | 24:04.25 |
| 9 | Horiuchi, Kumi | CO | 24:07.85 |
| 10 | Sanderson, Janet | MI | 24:46.77 |
| 11 | Berkin, Marian | AL | 25:47.64 |
| 12 | Rock, Patricia | PA | 25:56.77 |

| | | | |
|----|-----------------|----|----------|
| 13 | Seccombe, Gwen | CO | 26:05.68 |
| 14 | Garner, Barbara | MD | 27:12.35 |
| 15 | Constas, Yvonne | MI | 28:27.47 |
| 16 | Whetstone, Lila | PA | 34:34.85 |

WOMEN 70-74

| | | | |
|---|--------------------|----|----------|
| 1 | Quadri, Joyce | PA | 21:55.74 |
| 2 | Lesley, Aurilla | KY | 24:59.59 |
| 3 | Schaeffer, Josepha | IL | 27:48.75 |
| 4 | Williams, Dolly | TX | 28:48.60 |
| 5 | Foster, Peggy | IL | 29:50.86 |
| 6 | Dammons, Dalmutha | MD | 56:12.23 |

WOMEN 75-79

| | | | |
|---|---------------------|----|----------|
| 1 | Camp, Irene | AZ | 25:55.21 |
| 2 | Eckenrode, Margaret | PA | 28:37.03 |
| 3 | Olen, Marilyn | CO | 30:12.27 |
| 4 | Hanbury, Katherine | VA | 31:20.59 |
| 5 | Quigley, Peg | MI | 40:07.38 |
| 6 | Jakubek, Anna | NC | 42:34.60 |

WOMEN 85-89

| | | | |
|---|----------------|----|----------|
| 1 | Thompson, Ruth | VA | 57:18.93 |
|---|----------------|----|----------|

MEN 50-54

| | | | |
|----|--------------------|----|----------|
| 1 | Rogers, Skip | PA | 15:47.14 |
| 2 | Burpee, Todd | ME | 16:19.63 |
| 3 | Gee, Thomas | TN | 16:41.03 |
| 4 | Hauenstein, Henry | OH | 16:59.40 |
| 5 | Hill, Michael | MD | 17:00.68 |
| 6 | Wisdom, Dennis | MO | 17:01.54 |
| 7 | Quinn, Jim | TX | 17:04.26 |
| 8 | Narveson, Allen | AR | 17:17.60 |
| 9 | Rennie, Robert | MA | 17:18.76 |
| 10 | Pestel, Rolf | WY | 17:26.86 |
| 11 | McClintock, Tom | WI | 17:27.72 |
| 12 | Davis, Murray | MD | 17:32.45 |
| 13 | Ainsworth, Timothy | NH | 17:35.05 |
| 14 | Burns, James | ME | 17:41.27 |
| 15 | Oyler, John | KS | 17:42.68 |
| 16 | Greeves, Dino | MO | 18:05.29 |
| 17 | Wilkes, T David | AR | 18:06.83 |
| 18 | Martin, George | FL | 18:07.49 |
| 19 | Hardy, Richard | MA | 18:18.16 |
| 20 | Wenceslao, Daniel | AZ | 18:29.51 |
| 21 | Santini, Al | CT | 19:12.57 |
| 22 | Richard, Leroy | LA | 19:36.45 |
| 23 | Beckmann, Dennis | OK | 20:14.27 |
| 24 | Yeomans, Michael | NH | 20:25.14 |
| 25 | Smith, Travis | LA | 20:28.25 |
| 26 | Kruzic, Danny | IA | 21:39.56 |

MEN 55-59

| | | | |
|----|--------------------|----|----------|
| 1 | Andrews, James | NY | 15:58.74 |
| 2 | Sapp, Raymond | MO | 16:51.78 |
| 3 | Gardner, Lee | AZ | 16:54.89 |
| 4 | Whisnant, John | MA | 17:07.80 |
| 5 | Branconi, Joseph | FL | 17:13.60 |
| 6 | Hook, Harold | KY | 17:22.22 |
| 7 | Frusha, John | LA | 17:29.96 |
| 8 | Davis, Phillip | TN | 17:33.77 |
| 9 | Davis, Jordan | VA | 17:36.49 |
| 10 | Hinson, Roger | MO | 17:36.55 |
| 11 | Hirsch, Albert | TX | 17:45.92 |
| 12 | Alexander, Larry | TX | 17:56.15 |
| 13 | Black, Paul | IA | 17:57.27 |
| 14 | Grystar, Edward | PA | 18:03.81 |
| 15 | Alejandre, Richard | PA | 18:05.59 |
| 16 | Ashbarry, Norman | NY | 18:06.05 |
| 17 | Flamboe, Thomas | SD | 18:12.38 |

| | | | |
|----|----------------------|----|----------|
| 18 | Burman McGrady, Sean | TX | 18:14.48 |
| 19 | Morrison, Paul | MO | 18:22.47 |
| 20 | Medani, Charles | MD | 18:30.40 |
| 21 | Prellwitz, Robert | IN | 18:44.82 |
| 22 | Walters II, James | IL | 18:50.13 |
| 23 | Tonglet, Louise | LA | 18:52.79 |
| 24 | Carter, Richard | ID | 19:15.18 |
| 25 | Mosgofian, S Peter | MA | 19:17.75 |
| 26 | Craig, David | WY | 19:32.01 |
| 27 | Gerbig, Steve | IN | 19:37.21 |
| 28 | Mauzey, John | MO | 19:44.92 |
| 29 | Beard, Julius | LA | 19:54.69 |
| 30 | Killings, Bruce | OH | 20:04.48 |
| 31 | Cushnier, Michael | MI | 20:10.22 |
| 32 | Lobato, Anthony | PA | 20:10.48 |
| 33 | Bingham, R Dean | ME | 20:13.12 |
| 34 | Segal, Myron | MD | 20:16.93 |
| 35 | Mueller, Gerry | MO | 20:21.84 |
| 36 | Carr, Thomas | NC | 20:52.93 |
| 37 | Hill, Earl | IA | 21:03.24 |
| 38 | Burnett, Roger | AL | 22:20.54 |

MEN 60-64

| | | | |
|----|---------------------|----|----------|
| 1 | Free, Barry | PA | 16:45.96 |
| 2 | Kane, Patrick | CT | 17:14.84 |
| 3 | Balog, Michael | CO | 17:19.55 |
| 4 | Bastide, Marcel | ME | 17:24.59 |
| 5 | Conway, James | MO | 17:29.35 |
| 6 | Thompson, Fred | MA | 17:49.29 |
| 7 | MacDonald, James | WI | 17:52.15 |
| 8 | O'Hara, Daniel | PA | 17:58.18 |
| 9 | Micetich, Matthew | OH | 18:19.44 |
| 10 | Nelson, Lawrence | VA | 18:20.95 |
| 11 | Rothchild, John | FL | 18:22.73 |
| 12 | Yellig, William | CT | 18:49.74 |
| 13 | Killingsworth, Gene | OH | 19:00.57 |
| 14 | Eichler, Thomas | DE | 19:07.43 |
| 15 | Earp, William | MO | 19:19.31 |
| 16 | Schneider, Martin | PA | 19:19.33 |
| 17 | McCracken, John | VA | 19:21.63 |
| 18 | Gruner, Claus | IL | 19:23.06 |
| 19 | Gilkeron, Leonard | WV | 19:29.54 |
| 20 | Turner, James | LA | 19:34.89 |
| 21 | Disterdick, John | TN | 19:41.28 |
| 22 | Haywood, Curt | OH | 19:48.38 |
| 23 | Bates, Herbert | NH | 20:09.25 |
| 24 | Goodban, Nicholas | IL | 20:21.41 |
| 25 | Mikkonen, John | NC | 20:42.05 |
| 26 | Starr, Malcolm | RI | 20:43.93 |
| 27 | Abramson, Nicholas | NY | 21:36.14 |
| 28 | Isaacson, Dale | IL | 21:54.80 |
| 29 | Brown, Harlan | ME | 24:30.22 |

MEN 65-69

| | | | |
|----|-------------------|----|----------|
| 1 | Burk, Leon | OH | 17:20.26 |
| 2 | Olsen, George | FL | 17:47.70 |
| 3 | Raymond, Edward | CA | 17:51.44 |
| 4 | Taylor, Warren | PA | 18:10.47 |
| 5 | Sheaffer, Jack | DE | 18:11.57 |
| 6 | Swartz, Fred | MI | 18:23.43 |
| 7 | Appleton, Malcolm | VT | 18:24.89 |
| 8 | Witte, Dwight | OH | 18:28.37 |
| 9 | Wilkinson, Dean | TX | 18:31.18 |
| 10 | Hosmer, Bradley | NH | 18:31.20 |
| 11 | Kokesh, Lawrence | FL | 18:32.34 |
| 12 | Albert, David | TN | 18:34.20 |
| 13 | Cerrato, Russ | AR | 18:37.53 |
| 14 | Liberty, Jean | TN | 19:10.45 |
| 15 | Lamb, Gerald | IL | 19:12.19 |
| 16 | Sosnowski, Walter | TX | 19:20.21 |

* Denotes NSGA Record

2005 Summer National Senior Games - The Senior Olympics

| | | | | |
|--|----|------------------|----|----------|
|  | 17 | Seccombe, Steve | CO | 19:23.23 |
| | 18 | Murray, Jarrett | MO | 19:26.35 |
| | 19 | Scott, Bud | OH | 19:26.69 |
| | 20 | Shaffer, Robert | PA | 19:33.91 |
|  | 21 | Oakes, David | MS | 19:35.32 |
| | 22 | Neary, Thomas | ID | 19:46.97 |
| | 23 | Depue, Len | PA | 19:48.30 |
| | 24 | Johansen, Gene | WI | 19:51.39 |
| | 25 | Alvarez, Jairo | LA | 19:54.88 |
|  | 26 | Kocher, Paul | NY | 20:11.04 |
| | 27 | Shull, Samuel | MI | 20:27.26 |
| | 28 | Herr, Ron | PA | 20:29.75 |
| | 29 | Anderson, Ronald | MA | 20:34.06 |
|  | 30 | Lloyd, Ken | PA | 20:36.39 |
| | 31 | Hall, Bob | ID | 20:41.28 |
| | 32 | Jacobs, Gerald | IN | 21:15.28 |
| | 33 | Bernhardt, Horst | PA | 21:32.26 |
|  | 34 | Yee, Leland | NH | 21:38.84 |
| | 35 | Bunting, Richard | NY | 21:56.45 |
| | 36 | Acheson, Raymond | MA | 22:29.06 |
| | 37 | Smith, Jay | AL | 23:10.75 |
| | 38 | Shanta, John | NV | 23:23.45 |
|  | 39 | Windhusen, John | NE | 23:32.55 |
| | 40 | Wobler, Gary | IN | 25:18.48 |

MEN 70-74

| | | | | |
|--|----|-------------------|----|----------|
|  | 1 | Bunch, D Patrick | KS | 18:50.35 |
| | 2 | Hogarth, Edward | CN | 19:23.57 |
|  | 3 | Kjelleren, Don | DE | 19:24.15 |
| | 4 | Shanks, David | FL | 19:35.08 |
| | 5 | Sweet, Raymond | CT | 19:39.16 |
| | 6 | Wilson, Robert | MA | 19:49.23 |
|  | 7 | Wildman, Donahue | UT | 20:03.25 |
| | 8 | Gunckel, Larry | TX | 20:07.58 |
| | 9 | Reynolds, Richard | CA | 20:34.95 |
|  | 10 | McGregor, Gary | KS | 20:46.42 |
| | 11 | Reade, Larry | NY | 20:48.51 |
| | 12 | Bares, Fioravante | MA | 21:01.88 |
|  | 13 | Haywood, Walter | FL | 21:07.87 |
| | 14 | Shorten, Richard | NJ | 21:33.68 |
| | 15 | Reuther, Karl | OH | 21:50.73 |
|  | 16 | Bartels, Gerald | MI | 21:54.11 |
| | 17 | Comber, Robert | VA | 21:59.55 |
| | 18 | Elbertson, Lowell | FL | 22:07.30 |
|  | 19 | Rock, William | PA | 22:38.73 |
| | 20 | Daugherty, John | TN | 22:41.08 |
| | 21 | Stuart, Wallace | MO | 22:52.17 |
| | 22 | Kennedy, William | NM | 23:35.14 |
|  | 23 | Archer, Charles | MD | 25:47.33 |
| | 24 | Foster, Dick | IL | 25:50.48 |
| | 25 | Oostveen, Roelof | MD | 26:10.59 |

MEN 75-79

| | | | | |
|--|----|-------------------|----|----------|
|  | 1 | Hedrick, Donald | NC | 20:35.46 |
| | 2 | Georgas, James | CN | 20:53.32 |
| | 3 | Morey, Norm | NY | 21:40.59 |
|  | 4 | Davis, Dean | FL | 22:27.81 |
| | 5 | Mills, Harvey | SD | 22:32.92 |
| | 6 | Martin, Charles | PA | 22:51.97 |
| | 7 | Mandell, Richard | SC | 22:58.25 |
|  | 8 | Becton, Rudolph | NC | 23:32.94 |
| | 9 | Jakubek, Ladislav | NC | 23:42.57 |
| | 10 | Eazor, Robert | PA | 24:00.63 |
| | 11 | Schulz, Carl | MO | 24:46.26 |
|  | 12 | Collins, Vearl | IN | 25:03.56 |
| | 13 | Murphy, William | PA | 25:37.13 |
| | 14 | Bellian, Vere | PA | 26:20.02 |
|  | 15 | Wenk, Jay | NY | 26:29.64 |
| | 16 | Bohn, Walter | OK | 27:32.73 |
| | 17 | Reynolds, Robert | IL | 27:56.02 |
| | 18 | Eckenrode, John | PA | 29:00.06 |

| | | | |
|----|---------------|----|----------|
| 19 | Rundell, Gene | MI | 48:17.38 |
| 20 | Biddy, Marion | MS | 51:26.26 |

MEN 80-84

| | | | |
|---|--------------------|----|----------|
| 1 | Slay, Alton | VA | 24:43.72 |
| 2 | Schroeder, Kenneth | DE | 26:04.78 |
| 3 | Horning, Bob | OH | 26:50.06 |
| 4 | Hammond, Elton | OH | 27:07.94 |
| 5 | Taylor, John | GA | 27:54.73 |

MEN 85-89

| | | | |
|---|----------------|----|----------|
| 1 | Johnson, Larry | NM | 22:55.91 |
| 2 | Miller, D Paul | IL | 27:36.93 |
| 3 | Gustafson, Lee | AZ | 34:31.44 |
| 4 | Luke, Miles | LA | 39:21.43 |

20K ROAD RACE

WOMEN 50-54

| | | | |
|----|------------------|----|---------|
| 1 | Swain, Cynthia | NY | 36:06.9 |
| 2 | Bauer, Karen | OR | 37:25.5 |
| 3 | Cully, Debra | PA | 37:25.5 |
| 4 | Twer, Jody | PA | 37:29.2 |
| 5 | Kennedy, Annette | MA | 37:32.2 |
| 6 | Rosa, Gail | FL | 40:17.3 |
| 7 | McGuire, Carol | NM | 41:35.6 |
| 8 | Zawacki, Judy | PA | 41:45.6 |
| 9 | Birdsong, Lark | CO | 42:45.7 |
| 10 | Ready, Diana | OH | 44:03.8 |
| 11 | Martin, Marita | AL | 44:44.2 |
| 12 | Weller, Terri | AL | 51:06.2 |

WOMEN 55-59

| | | | |
|----|----------------------|----|---------|
| 1 | Frenc, Carol | VA | 40:43.7 |
| 2 | Davis, Sandra | TN | 40:45.2 |
| 3 | Schreckengost, Kathy | PA | 41:14.9 |
| 4 | Wulff, Sandra | MO | 41:58.6 |
| 5 | Norman, Vicki | CO | 43:27.9 |
| 6 | Johnson, Josephine | DE | 44:05.3 |
| 7 | Teadtke, Jo-Ann | CT | 45:38.0 |
| 8 | Cauley, Bilee | AL | 46:22.8 |
| 9 | Evans, Leslie | PA | 49:02.7 |
| 10 | Martin, Sandra | TX | 49:47.9 |

WOMEN 60-64

| | | | |
|---|---------------------|----|-----------|
| 1 | Carroll, Judy | OH | 37:24.5 |
| 2 | Williamson, Deborah | ME | 42:42.3 |
| 3 | Warwick, Betty | OH | 42:58.6 |
| 4 | War, Jean | PA | 44:39.9 |
| 5 | French, Connie | IA | 45:54.4 |
| 6 | Jazo, Lois | IL | 48:56.0 |
| 7 | Hudson, Mary | PA | 49:02.9 |
| 8 | Hudock, Margaret | PA | 54:15.0 |
| 9 | Bingham-Gibbs, Toni | FL | 1:18:53.6 |

WOMEN 65-69

| | | | |
|----|--------------------|----|-----------|
| 1 | Evans, Lee | MA | 39:59.7 |
| 2 | Hamre, Eleanor | CO | 40:22.3 |
| 3 | Gicquel, Barbara | CA | 40:43.0 |
| 4 | Beam, Patricia | IL | 41:25.3 |
| 5 | Chadwick, Ann | AZ | 41:29.2 |
| 6 | McMenamy, Charlene | MO | 42:28.0 |
| 7 | Cavanaugh, Suzanne | DE | 45:38.9 |
| 8 | Horiuchi, Kumi | CO | 46:11.9 |
| 9 | Pope, Joann | GA | 46:38.2 |
| 10 | Sanderson, Janet | MI | 46:39.6 |
| 11 | Seccombe, Gwen | CO | 51:27.9 |
| 12 | Rock, Patricia | PA | 52:39.8 |
| 13 | Berkin, Marian | AL | 54:31.1 |
| 14 | Tasca, Carol | DE | 1:00:23.1 |
| 15 | Whetstone, Lila | PA | 1:12:50.6 |

WOMEN 70-74

| | | | |
|---|--------------------|----|---------|
| 1 | Quadri, Joyce | PA | 41:54.1 |
| 2 | Schaeffer, Josepha | IL | 51:31.0 |
| 3 | Hess, Nancy | DE | 52:52.4 |
| 4 | Williams, Dolly | TX | 54:48.8 |
| 5 | Pardue, Judie | VA | 57:32.9 |
| 6 | Foster, Peggy | IL | 57:52.9 |
| 7 | Moore, Donna | AR | 59:22.3 |

WOMEN 75-79

| | | | |
|---|----------------------|----|-----------|
| 1 | Camp, Irene | AZ | 53:02.2 |
| 2 | Olen, Marilyn | CO | 58:30.0 |
| 3 | McCormick, Catherine | CA | 1:04:33.5 |




















MEN 50-54

| | | | |
|----|---------------------|----|---------|
| 1 | McKillip, Jeffrey | WI | 31:05.6 |
| 2 | Gee, Thomas | TN | 31:05.8 |
| 3 | Gussman, Neil | PA | 31:05.8 |
| 4 | Rogers, Skip | PA | 31:06.2 |
| 5 | Hauenstein, Henry | OH | 31:06.2 |
| 6 | Ainsworth, Timothy | NH | 31:06.4 |
| 7 | Cormier, Thomas | NH | 31:06.4 |
| 8 | Rudberg, Donald | PA | 31:06.7 |
| 9 | Winterhalter, Bruce | PA | 31:06.9 |
| 10 | Martin, George | FL | 31:07.2 |
| 11 | Narveson, Allen | AR | 31:07.3 |
| 12 | Booth, Rit | WI | 31:07.4 |
| 13 | Burpee, Todd | ME | 31:07.5 |
| 14 | Vonnahmen, Mike | IL | 31:07.8 |
| 15 | Davis, Murray | MD | 31:08.1 |
| 16 | Hill, Michael | MD | 31:08.1 |
| 17 | Rennie, Robert | MA | 31:08.6 |
| 18 | Quinn, Jim | TX | 31:10.5 |
| 19 | Burns, James | ME | 35:43.7 |
| 20 | Richard, LeRoy | LA | 35:45.8 |
| 21 | Hardy, Richard | MA | 35:46.6 |
| 22 | Pestel, Rolf | WY | 35:47.5 |
| 23 | Santini, Al | CT | 36:07.7 |
| 24 | Wisdom, Dennis | MO | 37:00.2 |
| 25 | Wenceslao, Daniel | AZ | 37:28.5 |
| 26 | Kahler, Fred | DE | 37:59.4 |
| 27 | Beckmann, Dennis | OK | 38:06.2 |
| 28 | Rosa, Wayne | FL | 39:51.8 |

MEN 55-59

| | | | |
|----|--------------------|----|---------|
| 1 | Torres, Edwin | PA | 32:40.2 |
| 2 | Kamin, Herman | PA | 32:45.0 |
| 3 | Alexander, Larry | TX | 33:17.3 |
| 4 | Frusha, John | LA | 33:17.7 |
| 5 | Whisnant, John | MA | 33:18.5 |
| 6 | Tonglet, Louise | LA | 33:18.7 |
| 7 | Grystar, Edward | PA | 33:19.3 |
| 8 | Rourke, Mike | LA | 33:19.8 |
| 9 | Munk, Michael | AL | 33:20.1 |
| 10 | Hinson, Roger | MO | 33:20.6 |
| 11 | Sapp, Raymond | MO | 33:30.5 |
| 12 | Gardner, Lee | AZ | 33:32.3 |
| 13 | Davis, Jordan | VA | 33:40.5 |
| 14 | Warfel, John | PA | 33:45.3 |
| 15 | Alejandre, Richard | PA | 33:45.9 |
| 16 | Ashbarr, Norman | NY | 35:04.0 |
| 17 | Hook, Harold | KY | 35:04.8 |
| 18 | Pacione, Arthur | TX | 35:05.7 |
| 19 | Davis, Phillip | TN | 35:07.5 |
| 20 | Bingham, R Dean | ME | 35:13.8 |
| 21 | Mosgofian, S Peter | MA | 35:15.7 |
| 22 | Collins, John | TX | 35:16.0 |
| 23 | Mauzey, John | MO | 35:16.5 |
| 24 | Prellwitz, Robert | IN | 35:17.0 |
| 25 | Flamboe, Thomas | SD | 35:17.2 |
| 26 | Walters II, James | IL | 36:37.3 |

2005 Summer National Senior Games - The Senior Olympics

| | | | | | | | | | | | | | | | | | | | | |
|------------------|---------------------|----|---------|----------------------|-------------------|----|------------|--------------------|----------------------|-----------------|------------|---|---|----|-----------|---|-----------------|----|-----------|--|
| 27 | Skillings, Bruce | OH | 36:59.6 | 26 | Lloyd, Ken | PA | 38:42.8 | 6 | Galan, Galye | OH | 1:26:28.3 |  | | | | | | | | |
| 28 | Beard, Julius | LA | 37:07.6 | 27 | Kocher, Paul | NY | 39:12.8 | 7 | Zawacki, Judy | PA | 1:27:42.5 | | | | | | | | | |
| 29 | Lobato, Anthony | PA | 37:27.0 | 28 | Bernhardt, Horst | PA | 39:32.0 | 8 | Ready, Diana | OH | 1:30:17.1 | | | | | | | | | |
| 30 | Craig, David | WY | 37:36.4 | 29 | Jacobs, Gerald | IN | 41:02.2 | 9 | Weller, Terri | AL | 1:45:46.4 |  | | | | | | | | |
| 31 | Lopez, Efrain | FL | 37:43.9 | 30 | Hatfield, John | OH | 41:35.3 | WOMEN 55-59 | | | | | | | | | | | | |
| 32 | Cushnier, Michael | MI | 37:45.7 | 31 | Smith, Jay | AL | 42:45.3 | 1 | Frenck, Carol | VA | 1:19:38.1 | | | | | | | | | |
| 33 | Konsol, Andrew | OH | 38:28.9 | MEN 70-74 | | | | | 2 | Froh, June | CT | 1:19:40.0 | | | | | | | | |
| 34 | Willis, William | DE | 38:52.5 | 1 | McGregor, Gary | KS | 38:36 | 3 | Norman, Vicki | CO | 1:22:55.2 |  | | | | | | | | |
| 35 | Mueller, Gerry | MO | 39:11.2 | 2 | Kjelleren, Don | DE | 38:37 | 4 | Schreckengost, Kathy | PA | 1:24:08.1 | | | | | | | | | |
| 36 | Segal, Myron | MD | 39:20.6 | 3 | Wilson, Robert | MA | 38:38 | 5 | Hrabchak, Lili | FL | 1:25:29.5 | | | | | | | | | |
| 37 | Gerbig, Steve | IN | 41:08.8 | 4 | Shanks, David | FL | 38:38 | 6 | Wulff, Sandra | MO | 1:28:19.4 |  | | | | | | | | |
| 38 | Veith, Gregory | VA | 48:51.5 | 5 | Bunch, Patrick | KS | 38:39 | 7 | Johnson, Josephine | DE | 1:31:19.2 | | | | | | | | | |
| MEN 60-64 | | | | | | | | | | | | 8 | Schweizer, Kathleen | MO | 1:49:02.9 | | | | | |
| 1 | Free, Barry | PA | 33:10.0 | 6 | Sweet, Raymond | CT | 38:39 | 9 | Frazer, Linda | NM | 1:57:40.6 |  | | | | | | | | |
| 2 | Bastide, Marcel | ME | 33:12.4 | 7 | Wildman, Donahue | UT | 38:43 | WOMEN 60-64 | | | | | | | | | | | | |
| 3 | Conway, James | MO | 33:13.1 | 8 | Gunckel, Larry | TX | 39:08 | 1 | Burns, Beatrice | CT | 1:19:40.6 | | | | | | | | | |
| 4 | Thompson, Fred | MA | 33:13.4 | 9 | Comber, Robert | VA | 39:14 | 2 | Warwick, Betty | OH | 1:27:50.8 | | | | | | | | | |
| 5 | Kane, Patrick | CT | 33:14.3 | 10 | Huyghe, Antoon | MI | 39:52 | 3 | Williamson, Deborah | ME | 1:32:33.1 | | | | | | | | | |
| 6 | O'Hara, Daniel | PA | 33:17.9 | 11 | Haywood, Walter | FL | 40:04 | 4 | Bingham-Gibbs, Toni | FL | 2:34:30.0 |  | | | | | | | | |
| 7 | Darmstadter, Howard | CT | 33:29.2 | 12 | Bartels, Gerald | MI | 40:55 | WOMEN 65-69 | | | | | | | | | | | | |
| 8 | Killingsworth, Gene | OH | 33:51.6 | 13 | Bares, Fioravante | MA | 41:52 | 1 | Evans, Lee | MA | *1:18:28.0 | | | | | | | | | |
| 9 | Turner, James | LA | 34:06.6 | 14 | Rock, William | PA | 42:01 | 2 | Gicquel, Barbara | CA | 1:19:40.1 |  | | | | | | | | |
| 10 | Earp, William | MO | 34:07.4 | 15 | Reade, Larry | NY | 42:30 | 3 | Hamre, Eleanor | CO | 1:20:07.8 | | | | | | | | | |
| 11 | MacDonald, James | WI | 34:08.2 | 16 | Reuther, Karl | OH | 42:52 | 4 | Chadwick, Ann | AZ | 1:23:48.7 | | | | | | | | | |
| 12 | Murray, Thomas | PA | 34:09.5 | 17 | Shorten, Richard | NJ | 43:16 | 5 | Beam, Patricia | IL | 1:27:17.5 | | | | | | | | | |
| 13 | Yellig, William | CT | 34:34.6 | 18 | Elbertson, Lowell | FL | 44:03 | 6 | Cavanaugh, Suzanne | DE | 1:28:28.4 |  | | | | | | | | |
| 14 | Gruner, Claus | IL | 35:08.3 | 19 | Bennett, Graham | CO | 44:51 | 7 | Pope, Joann | GA | 1:34:49.6 | | | | | | | | | |
| 15 | Schneider, Martin | PA | 35:08.8 | 20 | Daugherty, John | TN | 44:56 | 8 | Sanderson, Janet | MI | 1:35:26.6 | | | | | | | | | |
| 16 | Disterdick, John | TN | 35:09.7 | 21 | Montoya, Ramon | MN | 44:58 | 9 | Rock, Patricia | PA | 1:49:04.4 | | | | | | | | | |
| 17 | Gilkerson, Leonard | WV | 35:10.3 | 22 | Archer, Charles | MD | 47:09 | 10 | Seccombe, Gwen | CO | 1:51:13.8 |  | | | | | | | | |
| 18 | Williamson, Richard | ME | 35:11.8 | 23 | Kennedy, William | NM | 47:30 | WOMEN 70-74 | | | | | | | | | | | | |
| 19 | Nelson, Lawrence | VA | 35:17.5 | 24 | Hudson, John | MS | 47:50 | 1 | Quadri, Joyce | PA | *1:22:34.7 | | | | | | | | | |
| 20 | Haywood, Curt | OH | 35:25.0 | 25 | Guthrie, Richard | IL | 48:57 | 2 | Schaeffer, Josepha | IL | 1:42:20.6 |  | | | | | | | | |
| 21 | Wadsworth, James | FL | 35:26.4 | 26 | Foster, Dick | IL | 49:07 | 3 | Hess, Nancy | DE | 1:47:05.1 | | | | | | | | | |
| 22 | McCracken, John | VA | 35:35.6 | 27 | Roots, Dallas | MT | 1:12:29 | 4 | Moore, Donna | AR | 1:59:39.0 | | | | | | | | | |
| 23 | Clark, Alan | MA | 35:43.4 | MEN 75-79 | | | | | WOMEN 75-79 | | | | | | | | | | | |
| 24 | Goodban, Nicholas | IL | 35:50.0 | 1 | Hedrick, Donald | NC | 39:45 | 1 | Olen, Marilyn | CO | 1:59:11.3 |  | | | | | | | | |
| 25 | Eichler, Thomas | DE | 35:50.8 | 2 | Georgas, James | CN | 39:56 | MEN 50-54 | | | | | | | | | | | | |
| 26 | Bates, Herbert | NH | 36:11.0 | 3 | Morey, Norm | NY | 40:44 | 1 | Martin, Mac | PA | 1:03:05.9 |  | | | | | | | | |
| 27 | Mohacsy, Nicholas | FL | 37:04.7 | 4 | Rundell, Gene | MI | 42:17 | 2 | McKillip, Jeffrey | WI | 1:05:29.7 | | | | | | | | | |
| 28 | Starr, Malcolm | RI | 38:32.6 | 5 | Jakubek, Ladislav | NC | 42:37 | 3 | Gussman, Neil | PA | 1:05:30.2 | | | | | | | | | |
| 29 | Abramson, Nicholas | NY | 39:01.2 | 6 | Mandell, Richard | SC | 42:46 | 4 | Rogers, Skip | PA | 1:05:30.2 |  | | | | | | | | |
| MEN 65-69 | | | | | | | | | | | | 7 | Davis, Dean | FL | 44:38 | 5 | Cormier, Thomas | NH | 1:05:30.4 | |
| 1 | Cerrato, Russ | AR | 34:54.5 | 8 | Insley, Herbert | NY | 44:53 | 6 | Vonnahmen, Mike | IL | 1:05:30.7 | | | | | | | | | |
| 2 | Fabbri, Luigi | FL | 34:54.6 | 9 | Schulz, Carl | MO | 46:59 | 7 | Winterhalter, Bruce | PA | 1:05:30.7 | | | | | | | | | |
| 3 | Albert, David | TN | 34:54.7 | 10 | Collins, Vearl | IN | 47:43 | 8 | Spieker, John | DE | 1:05:31.9 |  | | | | | | | | |
| 4 | Hosmer, Bradley | NH | 34:54.8 | 11 | Bellian, Vere | PA | 49:51 | 9 | Narveson, Allen | AR | 1:05:31.9 | | | | | | | | | |
| 5 | Swartz, Fred | MI | 34:55.0 | 12 | Bohn, Walter | OK | 50:57 | 10 | Quinn, Jim | TX | 1:05:32.1 | | | | | | | | | |
| 6 | Chanfrau, David | FL | 34:55.3 | 13 | Wenk, Jay | NY | 51:31 | 11 | Burpee, Todd | ME | 1:05:32.4 | | | | | | | | | |
| 7 | Burk, Leon | OH | 34:55.5 | 14 | Reynolds, Robert | IL | 53:05 | 12 | Hauenstein, Henry | OH | 1:05:32.7 | | | | | | | | | |
| 8 | Liberty, Jean | TN | 34:55.9 | MEN 80-84 | | | | | 13 | Rennie, Robert | MA | 1:05:33.7 |  | | | | | | | |
| 9 | Sosnowski, Walter | TX | 34:56.2 | 1 | Slay, Alton | VA | 46:39 | 14 | Ainsworth, Timothy | NH | 1:05:37.9 | | | | | | | | | |
| 10 | Witte, Dwight | OH | 34:56.9 | 2 | Horning, Bob | OH | 47:26 | 15 | Booth, Rit | WI | 1:08:05.7 | | | | | | | | | |
| 11 | Wilkinson, Dean | TX | 34:58.1 | 3 | Hammond, Elton | OH | 50:35 | 16 | Seyer, James | MO | 1:08:37.5 |  | | | | | | | | |
| 12 | Murray, Jarrett | MO | 35:00.2 | 4 | Taylor, John | GA | 52:35 | 17 | Pestel, Rolf | WY | 1:08:38.7 | | | | | | | | | |
| 13 | Sheaffer, Jack | DE | 35:06.1 | 5 | VanLeuven, Henry | IL | 55:49 | 18 | Wisdom, Dennis | MO | 1:08:43.3 | | | | | | | | | |
| 14 | Scott, Bud | OH | 35:07.4 | MEN 85-89 | | | | | 19 | Martin, George | FL | 1:08:44.9 | | | | | | | | |
| 15 | Shaffer, Robert | PA | 35:09.2 | 1 | Johnson, Larry | NM | 45:23 | 20 | Hardy, Richard | MA | 1:11:24.2 |  | | | | | | | | |
| 16 | Herr, Ron | PA | 35:46.1 | 2 | Miller, D Paul | IL | 59:58 | 21 | Richard, Leroy | LA | 1:11:28.8 | | | | | | | | | |
| 17 | Alvarez, Jairo | LA | 35:47.0 | 40K ROAD RACE | | | | | 22 | Rudberg, Donald | PA | 1:13:04.5 |  | | | | | | | |
| 18 | Lamb, Gerald | IL | 35:47.3 | WOMEN 50-54 | | | | | 23 | Santini, Al | CT | 1:16:40.9 | | | | | | | | |
| 19 | Appleton, Malcolm | VT | 35:47.7 | 1 | Swain, Cynthia | NY | *1:13:10.8 | 24 | Kahler, Fred | DE | 1:16:59.9 | | | | | | | | | |
| 20 | Neary, Thomas | ID | 35:48.8 | 2 | Kennedy, Annette | MA | 1:18:18.5 | 25 | Rosa, Wayne | FL | 1:19:20.2 |  | | | | | | | | |
| 21 | DePue, Len | PA | 36:03.3 | 3 | Twer, Jody | PA | 1:19:03.8 | | | | | | | | | | | | | |
| 22 | Johansen, Gene | WI | 36:25.4 | 4 | Birdsong, Lark | CO | 1:19:38.1 | | | | | | | | | | | | | |
| 23 | Seccombe, Steve | CO | 37:34.4 | 5 | McGuire, Carol | NM | 1:19:40.2 | | | | | | | | | | | | | |
| 24 | Oakes, David | MS | 38:08.3 | | | | | | | | | | | | | | | | | |
| 25 | Tatum, Jack | OK | 38:29.2 | | | | | | | | | | | | | | | | | |

* Denotes NSGA Record

